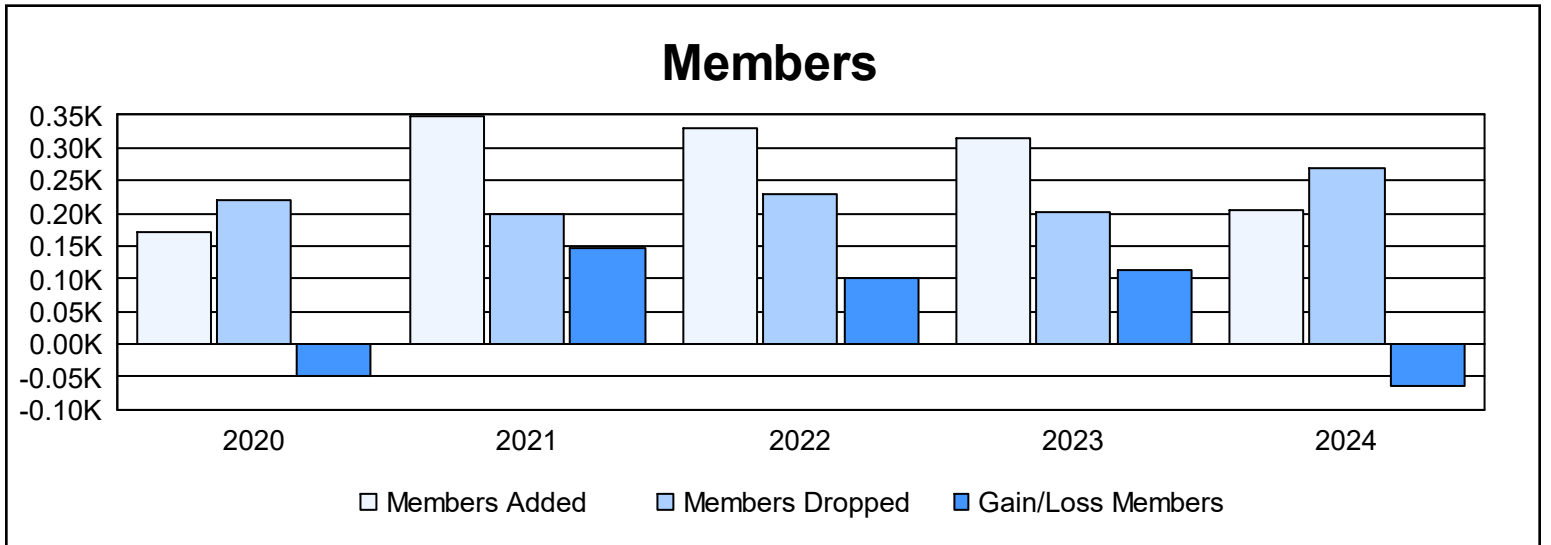
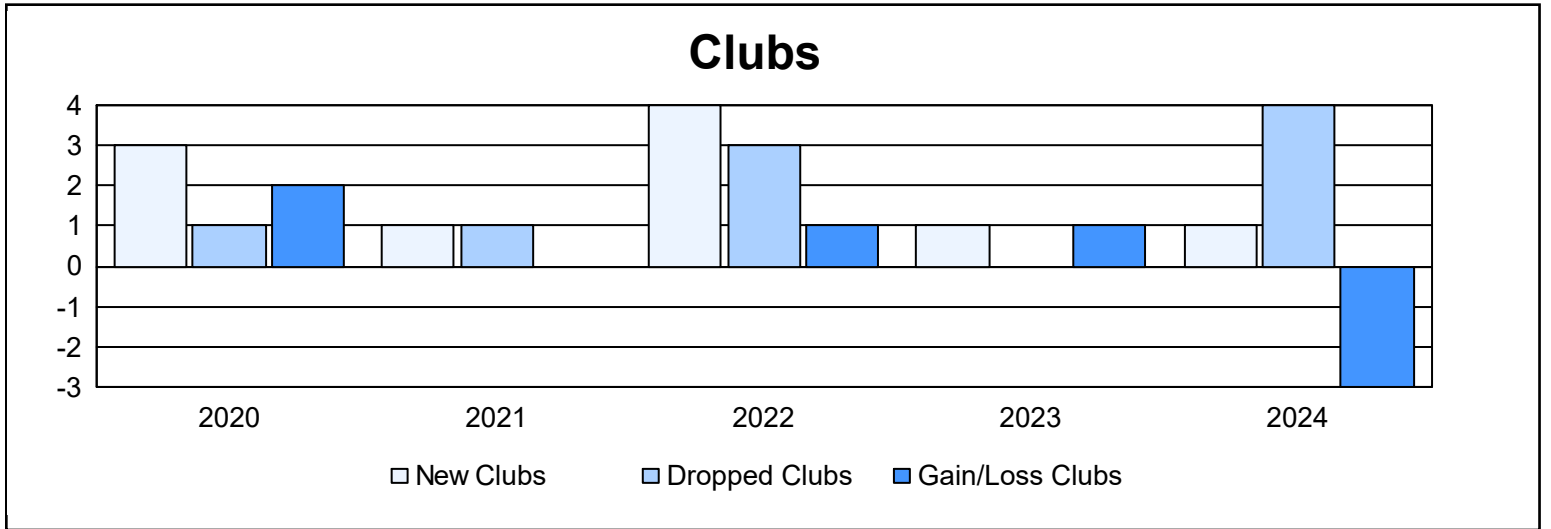
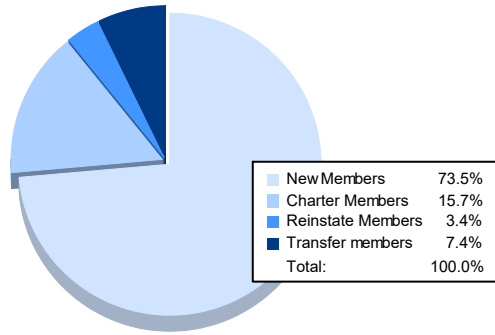


Year	New Clubs	Dropped Clubs	Gain/ Loss Clubs	New Members	Charter Members	Reinstate Members	Transfer Members	Total Member Added	Total Members Dropped	Gain/ Loss Members
2019-2020	3	1	2	65	93	11	1	170	220	-50
2020-2021	1	1	0	251	44	39	13	347	199	148
2021-2022	4	3	1	209	116	1	3	329	229	100
2022-2023	1	0	1	264	42	7	3	316	202	114
2023-2024	1	4	-3	150	32	7	15	204	268	-64
<b>Average</b>	<b>2</b>	<b>2</b>	<b>0</b>	<b>188</b>	<b>65</b>	<b>13</b>	<b>7</b>	<b>273</b>	<b>224</b>	<b>50</b>



### Membership Composition June 2024 Cumulative



### Gender Composition June 2024 Cumulative

